

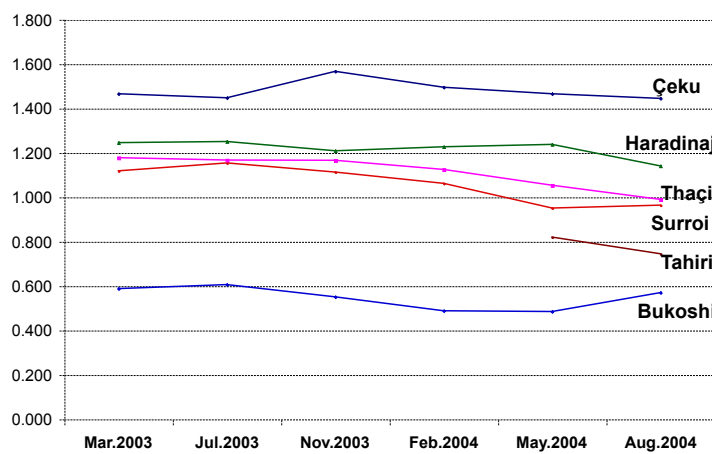
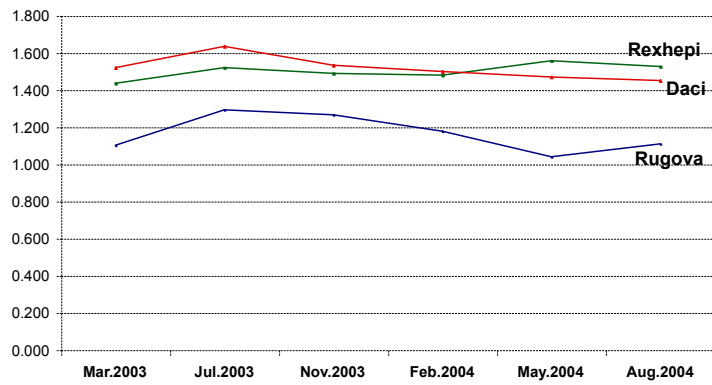
## Approval of Leaders, Trust in Political Parties, Voting Intentions

September, 2004

### Survey Information

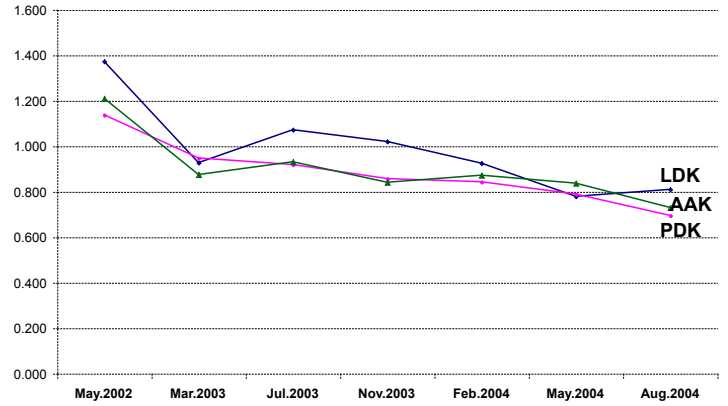
- Fieldwork conducted between 25-31 August 2004
- 990 Albanian and other-minority respondents (without Serbs)
- Representative for Kosovo population aged 18+ years
- 20-minute face-to-face interview in-home of respondent
- Almost 1 in 5 interviews back-checked

### Approval of Leaders

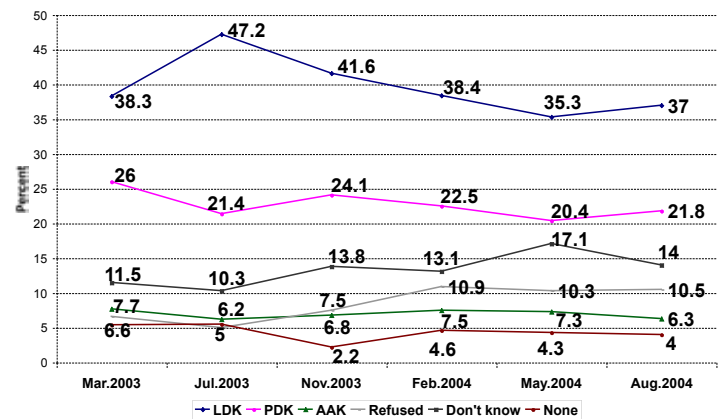


1. Rexhepi
2. Daci
3. Çeku
4. Haradinaj
5. Rugova
6. Thaçi
7. Surroi
8. Tahiri
9. Bukoshi

### Trust in Political Parties



### Voting Intentions in General



**LDK = 37.0%**  
**PDK = 21.8%**  
**AAK = 6.3%**  
**ORA = 1.9%**  
**PSHDK = 1.5%**  
**None = 4.0%**  
**Refused = 10.5%**  
**Don't know = 14.0%**

### Voting Intentions of Potential Voters

